

LIOR GP - GLOBAL SHORT DURATION FUND - I/A (EUR)



January 2024

Investment Objective

The Product's investment objective is to achieve a positive return in any type of market condition by investing across fixed income and currencies on a global basis, using macroeconomic research, valuation metrics, technical indicators and quantitative tools. Specifically, the Fund seeks to outperform the euro short-term rate over any 18 months holding period, while offering controlled risk exposure. The Fund invests primarily in short duration global fixed income universe.

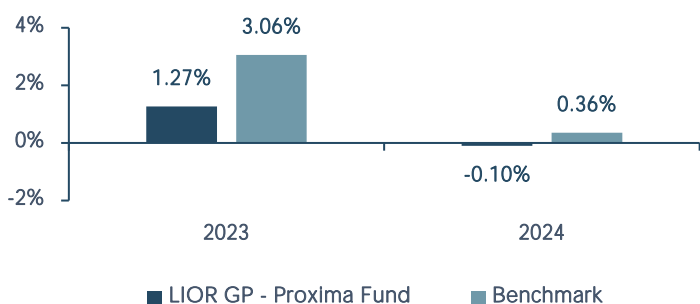
Product Description

Distribution	Daily
Strategy	Global Fixed Income & Credit
Investment Universe	Bonds, Currencies
Investment Horizon	1-2 Years
Annual Vol. Target	[2% ; 5%]
Legal Framework	Luxembourg UCITS (SICAV)
SFDR Classification	Article 8

Performance (net)

	Fund	Benchmark
YTD	-0.10%	0.36%
1 month	-0.10%	0.36%
3 months	1.13%	1.00%
1 year	-	-
3 years (annualised)	-	-
5 years (annualised)	-	-
Since inception	1.17%	3.43%

Yearly Fund Performance (net)



Risk Indicator

VaR 99%/20d ex-ante ²	1.12%
Sensitive Range Interest Rates	[-1% ; +4%]
OECD Bonds	[0% ; 100%]
Non OECD Bonds	[0% ; 50%]
High Yield Exposure	[0% ; 25%]
Echange Rate Risk	[0% ; 30%]

Past performance is not indicative of future results. Please see footnotes and important information on page 2.

Key Facts

Bloomberg Ticker	LIPIAEU LX
ISIN	LU2540998726
Fund Managers	Jeremy TOUBOUL, Pierre-Jean ROULEAU, Gad MOYAL
Inception Date	09/02/2023
Benchmark	100% €STR Compounded Daily
Total Net Assets (€M)	Not disclosed
SRRI	1 2 3 4 5 6 7
Nav per share EUR	1011.68 (EUR)
Investment Manager Fee	0.45%
Performance Fee	20% HWM ¹
Domicile	Luxembourg
Investment Manager	LIOR Global Partners
Management Company	Carne Global Fund Managers (Luxembourg) S.A.

Performance & Change in the Portfolio

For the month of January, the LIOR GP - Global Short Duration Fund posed a gross performance of 0.17%, -0.10% net of fees.

The Fixed Income part of the portfolio posted a positive performance of 0.39% mostly driven by Emerging Market & Government Bonds.

The FX allocation recorded a negative performance of 0.22% coming from our local currency bonds exposure.

Market views

The year commenced with a cautious tone as large caps regained their leadership position, facing overbought conditions and stretched positions, while small caps experienced a decline. Despite initial concerns, the prevailing narrative leaned towards a soft landing, supported by robust economic releases. Although the December CPI report revealed higher headline numbers, core prices remained stable, and subsequent reports indicated no significant changes in core prices. While regional manufacturing indicators raised worries, Q4 GDP surpassed expectations, and December retail sales suggested a resilient consumer.

Treasuries exhibited overall weakness, resulting in a steeper yield curve. The 30Y yield exceeded 4.40%, retracting slightly by the end of the month following the Treasury's lower-than-expected Q1 borrowing estimates and the quarterly refunding update. Additionally, elevated volatility in Fed rate expectations was observed. Initial positioning indicated a 70% chance of a March interest rate cut, but comments from Fed speakers, notably Chairman Jerome Powell, shifted expectations dramatically. Powell indicated that he would be surprised if the Committee had sufficient data by the March meeting to warrant an interest rate cut. The January Fed meeting left options open, reducing some hiking bias but expressing caution about a cut until there's confidence in sustainable inflation towards the 2% target. The market concluded January with roughly a 35% chance of a March cut. After three consecutive months of decline, the dollar notably strengthened, with the DXY rising by 2.3%. Oil rebounded from a three-month decline, with WTI crude settling up 5.9%.

Additionally, attention must be given to the potential fallout from the collapse of the Chinese real estate market. China Evergrande, the second-largest property developer in mainland China, is undergoing liquidation, and focus will soon shift to Country Gardens, facing significant pressure. The Hang Seng Index has fallen over 20% since the end of 2022. While the PBOC has intervened to mitigate the situation, the possibility of global knock-on effects remains uncertain. Confirmation is awaited regarding rumours of a package that could trigger a rebound in undervalued Chinese assets.

Q4 earnings fell short of expectations, corporate layoffs are gaining attention, and regulatory scrutiny on AI, a recent performance driver, is intensifying. Geopolitical factors remain a wildcard, while political uncertainty may escalate with the advancing US presidential campaign. Numerous events require close monitoring, holding the potential to disrupt the current environment.

Source: LIOR Global Partners.



Statistic and Performance Analysis

Gross Yield to Maturity	5.42%
Average Maturity	1.75
Portfolio Rating*	BBB+
Modified Duration (bps)**	164

* 2nd best rating / ** Less than 1 year maturity holdir

Gross Performance Attribution

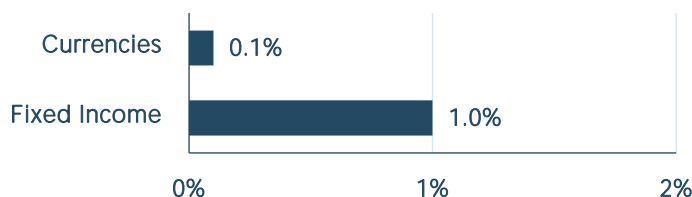
	1 month	YTD
Currency*	-0.22%	-0.22%
Fixed Income	0.39%	0.39%

*Composed of the FX overlay performance, which may include residual performance associated with the Fixed Income performance.

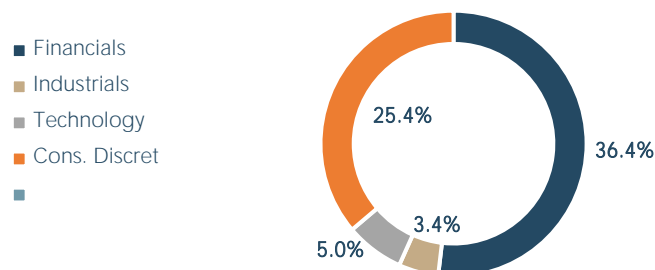
ESG Scoring

ESG Portfolio Score ³	16.55
ESG Dynamic Allocation Score	20.94
Sustainability Risk Level ⁴	Low
Fund Target	Medium

VaR Contribution Per Asset Class



Credit Sector



Additional notes

1) High Water Mark (HWM), defined as the highest Net Asset Value per share. The performance fee represent 20% of the yield from the Net Asset Value per share compared to the HWM.

2) VAR (Value-at-Risk) is calculated using a 99% parametric confidence interval and 20 days holding period.

3) The overall ESG Score of the portfolio is calculated by taking into account the ESG scores of the various eligible assets on a weighted basis. Eligible assets are sovereign, credit bonds and cash equities. The "ESG dynamic allocation score" is calculated using an allocation that reflects the rebased real-time allocation of the portfolio on eligible assets according to different comparable subuniverses. The over the ESG score, the lower the sustainability risk.

4) The sustainability risk is an Environmental, Social, Governance event or condition that, if it occurs, would cause a negative material impact on the value of an investment. Please note that the Fund's sustainability risk may differ from the sustainability risk of its investment comparable universe.

Sources:

Benchmark data : Bloomberg.

ESG Score: LIOR Global Partners based on underlying data provided by Sustainalytics.

All data as of 31/01/2024.

This document is issued by LIOR Global Partners ('LIOR'), having its registered office at 27 Boulevard Albert 1er, Ermanno Palace, 1st floor, 98000 Monaco. LIOR is authorised and regulated by the Commission de Contrôle des Activités Financières in Monaco.

This document is provided for information purposes only and does not constitute investment advice, or an offer to sell, or a solicitation of an offer to buy any security, investment product or service. It shall not form the basis of, or be relied on in connection with, any investment decision. Investors should make their own investigation or evaluation and seek independent, professional advice prior to making any investment.

This document has been provided specifically for the use of the intended recipient only and must be treated as proprietary and confidential. It is only being made available to such persons and in such jurisdictions and in such manner as is compliant with applicable laws and regulations. The information herein should not be relied or acted on by any other person or in any other circumstances.

Shares in the Fund have not been and will not be registered under any securities laws of the United States of America or any of its territories or possessions or areas subject to its jurisdiction and may not be offered for sale or sold to nationals or residents thereof except pursuant to an exemption from the registration requirements of the U.S. Securities Act of 1933, as amended, and any applicable state laws.

The information, data and opinions contained in this document are for background purposes only, are not purported to be full or complete and no reliance should be placed on them. Informational sources are considered reliable, but you should conduct your own verification of information contained herein.

Certain information contained in this document may be "forward-looking statements", which can be identified by the use of forward-looking terminology such as "may", "will", "should", "expect", "anticipate", "project", "estimate", "intend", "continue", "target", "believe", the negatives thereof, other variations thereon or comparable terminology. Due to various risks and uncertainties, actual events, results, or performance may differ materially from those reflected or contemplated in such forward-looking statements.

Investment involves risk. Investments in funds are not deposits and are not considered as being comparable to deposits. Past performance is not indicative of future performance and investors may not get back the full or any part of the amount invested. Dividend distributions if any are not guaranteed. Any applicable currency hedging process may not give a precise hedge and there is no guarantee that any hedging will be successful. Please see the Fund's prospectus for a full description of the risks of investing in the Fund.